

ASSEMBLY INSTRUCTION

PARTS :



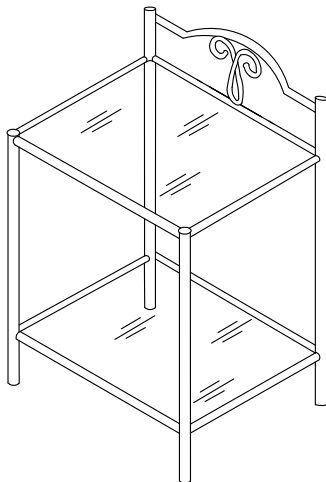
(A) M6*34mm BOLT
8PCS

TOOL :

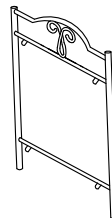


M4
1PC

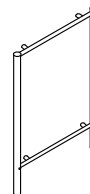
1PC



(B) TEMPERED GLASS
2PCS



(C) 1PC



(D) 1PC



(E) 4PCS

IMPORTANT NOTE:

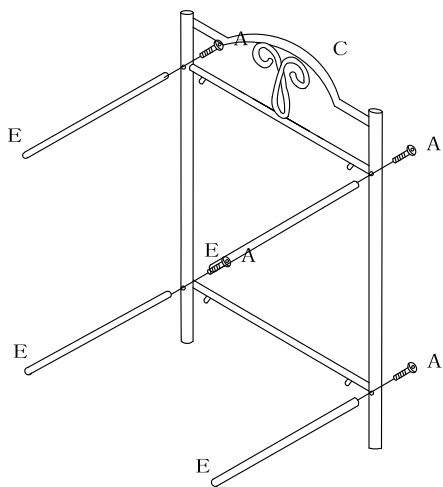
* DO NOT FOR ANY REASON USE A POWER TOOL TO ASSEMBLE THIS PRODUCT.

ITS USE WILL INVALIDATE ANY CLAIM YOU MAY HAVE AND COULD MAKE THIS PRODUCT UNSAFE.

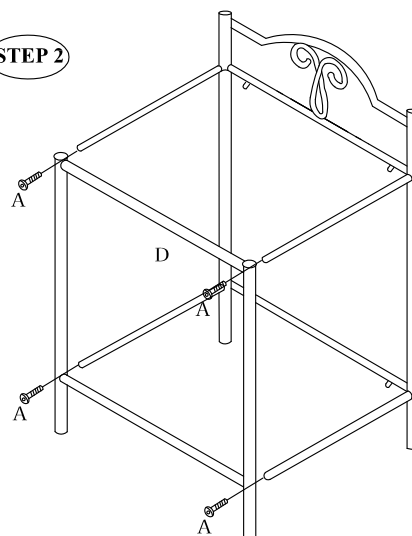
* DO NOT TIGHTEN BOLTS COMPLETELY UNTIL ALL BOLTS ARE COMPLETELY LINED UP AND INSERTED INTO HOLES/NUTS,
DO NOT OVER TIGHTEN SCREWS AND BOLTS TO AVOID STRIPPING.



STEP 1



STEP 2



STEP 3

